

NKS PRESET LIBRARY : ROLAND CLOUD INSTRUMENTS

For Komplete Kontrol / Maschine



freelancesoundlabs.com

1 December 2022

Intro

Welcome to the Roland Cloud NKS Library for the Native Instruments Komplete Kontrol / Maschine software and hardware.

Roland Cloud offers a large number of plugins and preset expansions which Freelance Soundlabs is proud to now offer NKS compatibility. We currently offer individual instrument downloads along with bundles for the different instrument collections based mostly around the Roland Cloud Pro account.

Plug-in libraries contain all factory presets with tagging, library banks (where applicable), sound previews, database and image files and comprehensive controller mappings covering all (or most common) controls for each synth organised logically and labelled clearly.

Compatibility / Requirements

- Komplete Kontrol 2.8+ / Maschine 2.16+
- Supports Maschine MK2/MK3/Studio
- Supports All Komplete Kontrol Keyboards
- **Supports VST 3 64bit**
- PC / Mac Compatible
- [Roland Cloud](#)

This is NKS compatibility files only. This will not work without the actual VST/Library being installed

Note that these libraries require VST3 plugins (with exception to Sound Canvas that only offers VST2)

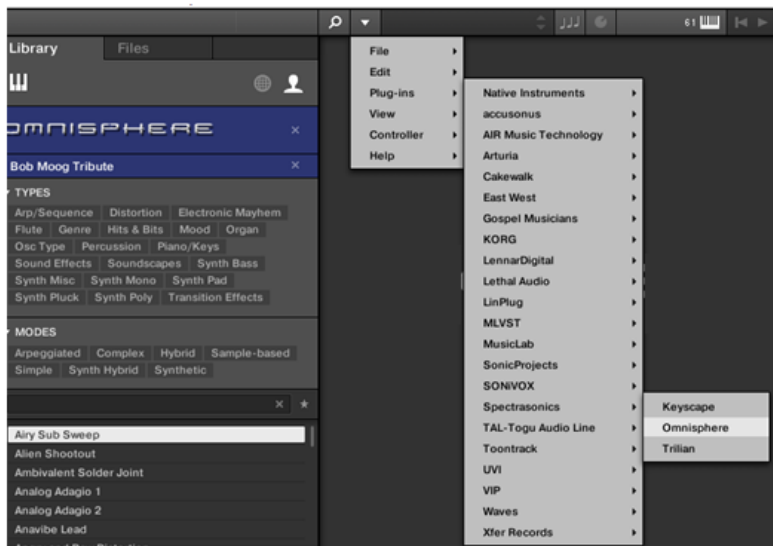
Download

A free version is available that contains a handful of presets for you to test with.

The full version is available for purchase with an immediate download.



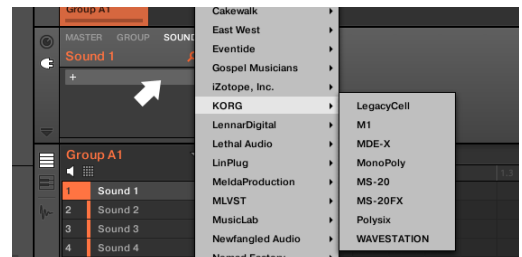
Installation



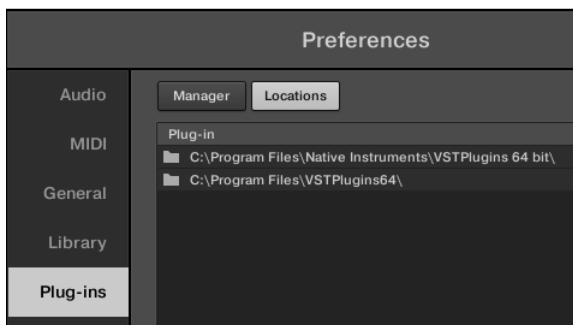
First ensure you have the VST plug-in installed and available to the software.

In Complete Kontrol It should already appear in your File > Plug-ins menu.

In Maschine open the plug-in browser and check the VST is listed:



If the plug-in does not appear in these locations you need to check the VST is available at the location set within Preferences. Perform a rescan if any changes are made.



Once the plug-in is confirmed installed and working with the software, copy the preset and artwork (if included) to the following locations:

Database Files: Contains the browser images and database details for the Komplete browser. Place the "image" and "dist_database" folders in the following location (or copy the sub folders inside these folders if they exist):

Windows: C:\Users\Public\Public Documents\NI Resources

MAC: /Users/Shared/NI Resources

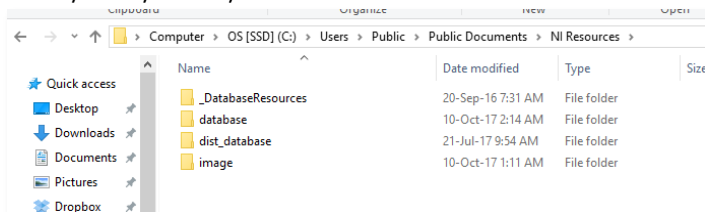
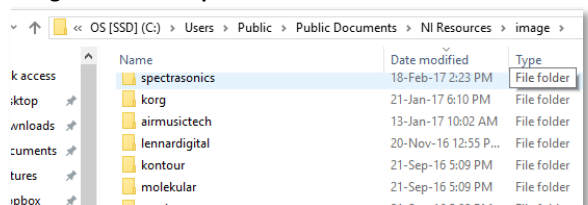
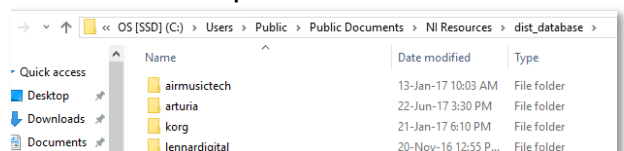


Image Folder Example:



Database Folder Example:



All User library database and image files will be held in these folders with a unique folder for each vendor/plug-in.

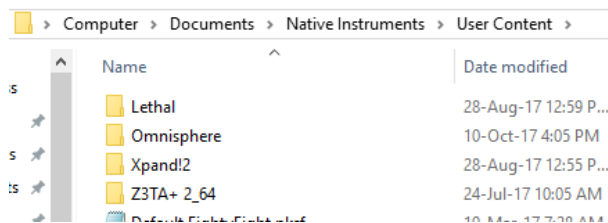
NOTE: Be sure to copy the sub folders into the above locations. You want to add the folders with the existing folders. Mac users should be cautious NOT to “Replace” the entire image or database folder with the included ones. You must copy these folders INTO the image and database folders (Merge)

Preset Files: Contains the preset files that need to be added to your user library. Copy this folder to your user library location. By default the user library is located at:

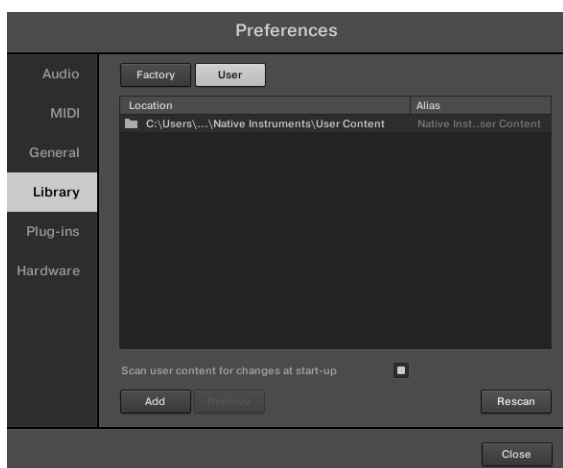
WIN: C:\Users\[USER]\Documents\Native Instruments\User Content

MAC: Users/[USER]/Documents/Native Instruments/User Content

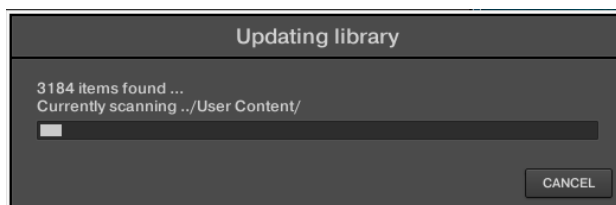
You can confirm this location within the Komplete\Maschine software Preferences > Library > User Library



NOTE: If you already have a previous version of this NKS library you should delete it and replace with the latest version.



After the files have been copied, launch the Komplete Kontrol in STANDALONE mode to do a library update. If the software is not set to auto-scan on start-up, open Preferences > Library then select Rescan



If everything has worked correctly you should now see the plug-in listed in the browser with an assigned category, artwork for the plug-in and the installed presets will be listed in the browser. A new installed library will create a new Bank entry.

Be sure you are looking in the User Library  as User created NKS files do not appear in the factory library.

Problems?

If artwork is not displayed or the categories are not created there may be differences in how your VST plug-in is labelled compared to the database files. For all issues please visit the [Forum Thread](#)

Installation Video PC:

<https://www.youtube.com/watch?v=d1XnEDdMu0s>

Installation Video Mac:

https://www.youtube.com/watch?v=amzq_T5kc90

The Preset Browser

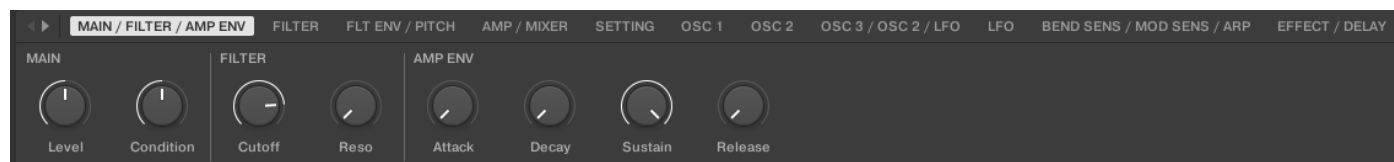


Presets are accessed by selecting the **User library** icon at the top of the browser .

Banks have been created to mirror the instrument preset banks and will also show additional preset expansions where available

Selecting a preset from the list will open the plug-in and automatically load the preset. You can then use the mapped controls to start tweaking the sounds.

Controller Mappings



Controls have been custom mapped and labelled for each plug-in with all/most controls mapped logically over multiple pages.

There may be some plugins (such as Zenology) that do not have “Host Automation” access to some deeper controls so they cannot be mapped and instead, the main macro controls have been mapped.

While a lot of work has gone into designing, testing and checking each plugins template there may be some missed parameters, incorrectly labelled controls or some other small issues that may need a fix. Please let us know if you find anything that needs attention and if it can be addressed we will issue an update.

FAQ?

Keep up to date with the latest NKS Library releases, updates and improvements

[Subscribe to our Monthly newsletter](#)

Can these presets be added to the Factory Library?

Yes they can. There are a couple of files that need to be created which are specific to your install locations. There are instructions on how to do this [Here](#)

Which Native Instruments Keyboard/Maschine hardware does this work with?

The NKS libraries will work with ANY Complete Keyboard or Maschine Hardware

I'm not hearing any sound previews?

Check your preview volume is up in the Factory library and check you have a .preview folder with sound files in it. Some presets may have missing files so please report any issues with presets stating the preset name and the instrument/library.

I've noticed some issues

If you find any issues with incorrectly saved presets, sound preview issues, incorrect tagging etc please let us know the details and we will try and fix this up as quickly as possible.

I'm having some installation\usability issues

If you are having issues with installing and using the preset library, check out the [Forum Thread](#) to ask other users who may have some solutions. Also, check above for installation videos. Feel free to contact us if you still have issues.

Images are not displaying for the libraries!

This is normally down to the installation of the database/image folders not being correct. In some cases the plugin name could be different. If you cannot resolve your issue feel free to contact us (links below).

Can I get other VSTs or preset library's created as NKS?

I can only create presets for instruments I own or have a copy of. I am always on the lookout for new VST instruments at good prices so may do more down the track. If you are able to offer me a legal copy of a VST or can transfer me the library I can have a look if it is possible to make NKS compatible. If you are a plugin developere it may also be possible to add NKS compatibility for official factory inclusion. Feel free to contact me.

Contact \ Links

Website: freelancesoundlabs.com
Email: admin@freelancesoundlabs.com
Old Forum: [\[Release\] 3rd Party NKS Preset Pack for Complete Kontrol](#)
New Forum: [Freelance Soundlabs 3rd Party NKS Libraries for Complete Kontrol / Maschine](#)
Facebook Page: <https://www.facebook.com/freelancesoundlabs/>
Youtube: <https://www.youtube.com/user/jestermgee>

Disclaimer / Legal

All product and company names are trademarks™ or registered® trademarks of their respective holders. We do not imply any affiliation or association with any of the companies and reference is in "fair use" terms. "Komplete Kontrol" and "Maschine" are trademarks or registered trademarks of Native Instruments®. VST is a registered trademark of Steinberg Some trademark references may appear in this document belonging to others with no association with Freelance Soundlabs, including references which may not display the ® symbol. All references to other trademarks belonging to third parties that appear in this document shall be understood to refer to those registered trademark owned by others.

No guarentee is offered that the included library will work in all cases. A test version can be downloaded before purchase as refunds are not offered for incompatibility, change of mind or any other reason. Because of the nature of the product refunds are not possible but assistance is available before purchase to best ensure things wll work for you.

Users are not authorised to share, distribute or host the files in this download with anyone else without the consent of Freelance SoundLabs. A lot of work goes into managing this project, hosting the files and writing documentation and I am also an active forum member helping out users. Income from these libraries helps to develop further libraries and support users. We actively check these libraries are not being distributed and each users download contains a hidden fingerprint which will result in your account being closed if files linked to your account are found available for download elsewhere so please do not distribute with others.

NKS Library: Roland Cloud Instruments
Changelog

v3.0.0 (26 Nov 2022)

- Updated version to 3.0.0 for all libraries in this round of fixes to reflect all VST3 libraries being v3.0.0

v2.6.0 (1 Sep 2022)

- Initial version