

NKS PRESET LIBRARY : UVI Vintage Vault 4

For Komplete Kontrol / Maschine



freelancesoundlabs.com

18 July 2022

Intro

Welcome to the UVI Vintage Vault 4 NKS Library for the Native Instruments Komplete Kontrol / Maschine software and hardware.

This latest Vintage Vault 4 library includes all Vintage Vault 2/3 instruments with an additional 3300+ presets and 8 new instruments for a total of over 13,000 presets and over 40 instruments in NKS format. Each instrument library has been created as a separate NKS instrument with detailed tagging, sound previews and library artwork included. Both Workstation and Falcon libraries are available (just install the one for the plug-in you are using).

Compatibility / Requirements

- Komplete Kontrol 2.0+ / Maschine 2.0+
- Supports Maschine Studio/MK2/MK3
- Supports Komplete Kontrol Keyboards (all versions)
- Supports VST 64bit
- PC / Mac Compatible
- [UVI Vintage Vault 4 Required](#)
- **Works with UVI Workstation**
- **Works with UVI Falcon**

This is NKS compatibility files only. This will not work without the actual VST/Library being installed

Download

A free version is available that contains a handful of presets for you to test with.

The full version is available for purchase with an immediate download.



Installation

NOTICE ON UPDATING FROM VINTAGE VAULT 2 or 3

Preset Files:

Note on Upgrading from Vintage Vault 2/3: If you are upgrading from Vintage Vault 2 or 3 you simply need to download this latest version and first delete your existing UVI Vintage Vault NKS files or just overwrite them. We recommend to delete the existing Vintage Vault folders in your NKS preset location first to avoid any duplications. Unzip the required Falcon/Workstation version and copy the new NKS presets following the below example.

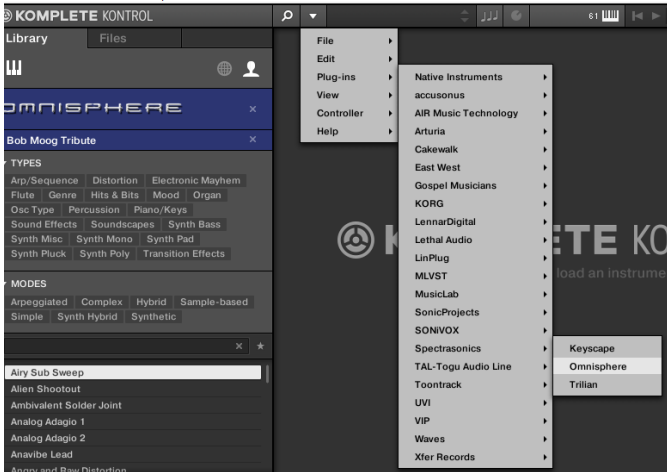
Image / Database Files:

If you have existing Vintage Vault instruments you will have some of the artwork and database files already. This library includes ALL artwork which you can simply copy/paste following the instructions on the following page selecting to overwrite any existing files (or if you have custom artwork you wish not to lose, choose to skip existing files)

Be sure to do a library scan using the standalone Komplete Kontrol or Maschine applications if not already set to auto scan. Remember if using BOTH KK and Maschine you need to do the update scan in both applications.

MAC OS USERS NOTE!!!!

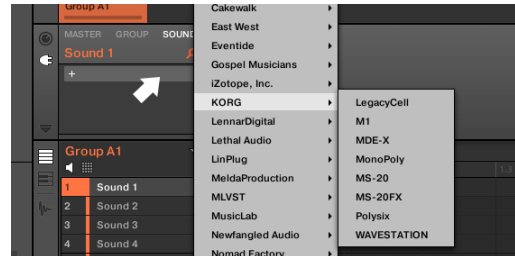
MacOS will ask if you wish to Replace or Merge the image and database folders. Always choose to MERGE or you risk loosing all your existing images. We still have some users not paying attention to this step and losing their images so hopefully this is now a large enough notice to make this clear. MERGE your files, do not replace the existing image and database folders!



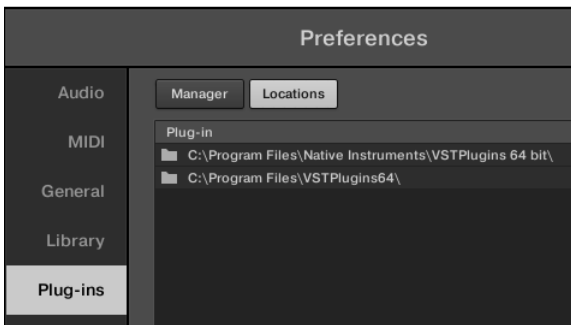
First ensure you have the VST plug-in installed and available to the software.

In Komplete Kontrol It should already appear in your File > Plug-ins menu.

In Maschine open the plug-in browser and check the VST is listed:



If the plug-in does not appear in these locations you need to check the VST is available at the location set within Preferences. Perform a rescan if any changes are made.



Once the plug-in is confirmed installed and working with the software, copy the preset and artwork (if included) to the following locations:

Database Files: Contains the browser images and database details for the Komplete browser. Place the "image" and "dist_database" folders in the following location (or copy the sub folders inside these folders if they exist):

Windows: C:\Users\Public\Public Documents\NI Resources

MAC: /Users/Shared/NI Resources

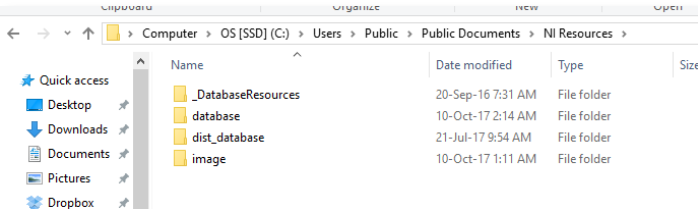
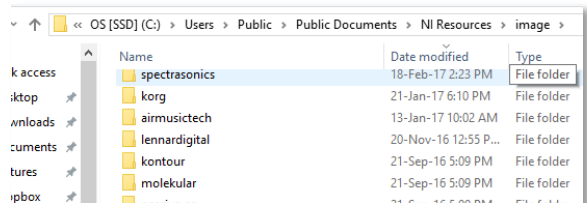
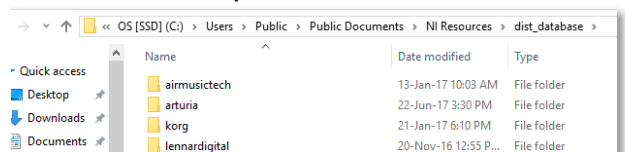


Image Folder Example:



Database Folder Example:



All User library database and image files will be held in these folders with a unique folder for each vendor/plugin.

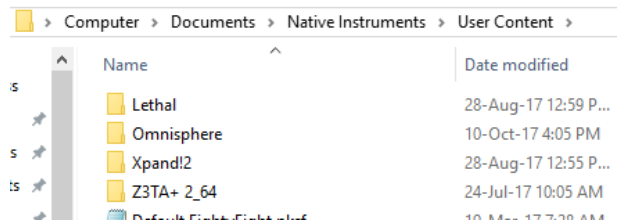
NOTE: Be sure to copy the sub folders into the above locations. You want to add the folders with the existing folders. Mac users should be cautious NOT to "Replace" the entire image or database folder with the included ones. You must MERGE these folders INTO the image and database folders

Preset Files: Contains the preset files that need to be added to your user library. Copy this folder to your user library location. By default the user library is located at:

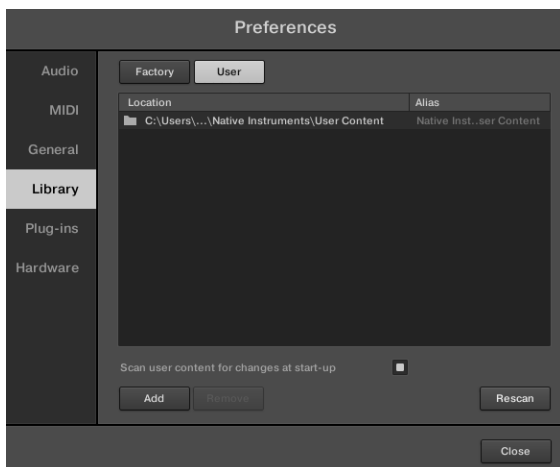
WIN: C:\Users\[USER]\Documents\Native Instruments\User Content

MAC: Users/[USER]/Documents/Native Instruments/User Content

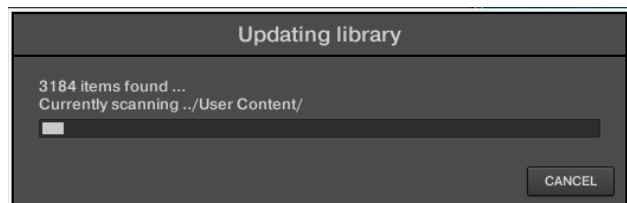
You can confirm this location within the Komplete\Maschine software Preferences > Library > User Library



NOTE: If you already have a previous version of this NKS library you should delete it and replace with the latest version.



After the files have been copied, launch the Komplete Kontrol in STANDALONE mode to do a library update. If the software is not set to auto-scan on start-up, open Preferences > Library then select Rescan



If everything has worked correctly you should now see the plug-in listed in the browser with an assigned category, artwork for the plug-in and the installed presets will be listed in the browser. A new installed library will create a new Bank entry.

Be sure you are looking in the **User Library**  as User created NKS files do not appear in the factory library.

Problems?

If artwork is not displayed or the categories are not created there may be differences in how your VST plug-in is labelled compared to the database files. For all issues please visit the [Forum Thread](#)

Installation Video PC:


<https://www.youtube.com/watch?v=d1XnEDdMu0s>

Installation Video Mac:

https://www.youtube.com/watch?v=amzq_T5kc90

Preset Browser

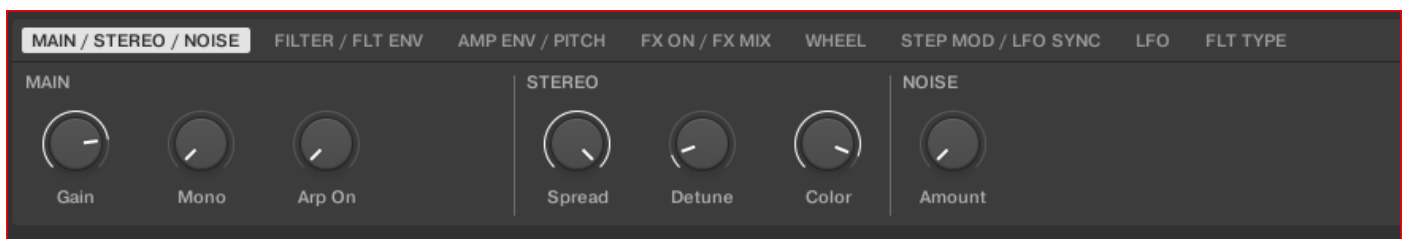


Presets are accessed by selecting the User library icon at the top of the browser .

You should see each of the UVI plug-ins listed in the browser with artwork. Some plug-ins will contain multiple library banks.

Selecting a preset from the list will open the plug-in and automatically load the preset. You can then use the mapped controls to start tweaking the sounds.

Controller Mappings



Each plug-in has a dedicated controller map that covers all controls in each instrument. Care has been taken to try and make the controller maps similar in layout between each instrument but there may be some issues with labels or missing controls due to the large amount of work involved in mapping 40+ plug-ins however a lot of testing and attention has gone into this for you to enjoy.

FAQ?

Keep up to date with the latest NKS Library releases, updates and improvements

[Subscribe to our Monthly newsletter](#)

Can these presets be added to the Factory Library?

Yes they can. There are a couple of files that need to be created which are specific to your install locations. There are instructions on how to do this [Here](#)

Which Native Instruments Keyboard/Maschine hardware does this work with?

The NKS libraries will work with ANY Complete Keyboard or Maschine Hardware

I'm not hearing any sound previews?

Check your preview volume is up in the Factory library and check you have a .preview folder with sound files in it. Some presets may have missing files so please report any issues with presets stating the preset name and the instrument/library.

I've noticed some issues

If you find any issues with incorrectly saved presets, sound preview issues, incorrect tagging etc please let us know the details and we will try and fix this up as quickly as possible.

I'm having some installation\usability issues

If you are having issues with installing and using the preset library, check out the [Forum Thread](#) to ask other users who may have some solutions. Also, check above for installation videos. Feel free to contact us if you still have issues.

Images are not displaying for the libraries!

This is normally down to the installation of the database/image folders not being correct. In some cases the plugin name could be different. If you cannot resolve your issue feel free to contact us (links below).

Can I get other VSTs or preset library's created as NKS?

I can only create presets for instruments I own or have a copy of. I am always on the lookout for new VST instruments at good prices so may do more down the track. If you are able to offer me a legal copy of a VST or can transfer me the library I can have a look if it is possible to make NKS compatible. If you are a plugin developere it may also be possible to add NKS compatibility for official factory inclusion. Feel free to contact me.

Contact \ Links

Website: freelancesoundlabs.com
Email: admin@freelancesoundlabs.com
Old Forum: [\[Release\] 3rd Party NKS Preset Pack for Complete Kontrol](#)
New Forum: [Freelance Soundlabs 3rd Party NKS Libraries for Complete Kontrol / Maschine](#)
Facebook Page: <https://www.facebook.com/freelancesoundlabs/>
Youtube: <https://www.youtube.com/user/jestermgee>

Disclaimer / Legal

All product and company names are trademarks™ or registered® trademarks of their respective holders. We do not imply any affiliation or association with any of the companies and reference is in "fair use" terms. "Komplete Kontrol" and "Maschine" are trademarks or registered trademarks of Native Instruments®. VST is a registered trademark of Steinberg Some trademark references may appear in this document belonging to others with no association with Freelance Soundlabs, including references which may not display the ® symbol. All references to other trademarks belonging to third parties that appear in this document shall be understood to refer to those registered trademark owned by others.

No guarentee is offered that the included library will work in all cases. A test version can be downloaded before purchase as refunds are not offered for incompatibility, change of mind or any other reason. Because of the nature of the product refunds are not possible but assistance is available before purchase to best ensure things wll work for you.

Users are not authorised to share, distribute or host the files in this download with anyone else without the consent of Freelance SoundLabs. A lot of work goes into managing this project, hosting the files and writing documentation and I am also an active forum member helping out users. Income from these libraries helps to develop further libraries and support users. We actively check these libraries are not being distributed and each users download contains a hidden fingerprint which will result in your account being closed if files linked to your account are found available for download elsewhere so please do not distribute with others.

UVI Vintage Vault 4 Changelog

v2.6.0 (7 July 2022)

- Unified/Updated tagging over all NKS libraries and set library base version to 2.6.0

2.5.6 (25 Feb 2022)

- Vintage Vault 4 release
- Updated main Falcon/Workstation MST image

2.5.5 (8-Mar-21)

- Fixed UltraMini library, some banks did not work with the mapped controls

2.5.4 (5-Feb-20)

- Vintage Vault 3 Release

2.5.3 (22-Jan-20)

- Added "PolarX" bank to Kroma NKS library

2.5.2 (19 April 2019)

- Re-rendered sound previews to address glitch issue at end of file and also reduce size of library.
- Cleaned up and improved some tagging across libraries.
- Some library paths have changed to group some plugins by developer in the user folder.

v2.5.0 (11-Mar-19)

- Updated NKS tagging to NKS 1.5

v2.2.1 - 9 October 2018

- Added NKS files for Falcon as well as UVI Workstation
- Added artwork for Falcon plugin
- Fixed image for plugging for Mac not loading
- Fixed incorrectly saved NKS files for UltraMini instrument Classic Poly
- Fixed a number of sound previews that were not generated correctly
- Fixed several incorrectly saved files and incorrectly generated sound files
- Updated library to now include Falcon presets converted from UVI Workstation
- Added full 2 level tagging to NKS files for all instruments
- Generated new sound files for Bass notes (C2 instead of C3)

v2.2.0 - 3 October 2018

- Initial version
- Created scripts for all plugins
- Generated NKS files for all plugins
- Generated sound previews
- Verified mappings and fixed mistakes in initial creation
- Assigned basic 1 level tagging