

NKS PRESET LIBRARY : GFORCE NOVATION BASS STATION

For Komplete Kontrol / Maschine



freelancesoundlabs.com

24 January 2025

Intro

Welcome to the GForce Novation Bass Station NKS Library for the Native Instruments Komplete Kontrol / Maschine software and hardware.

All factory presets from Bass Station have been converted to NKS format and include converted tagging from Bass Station converted to NKS formatted tagging, sound previews, full controller mapping and database/artwork integration files. Works with all Komplete/Maschine software and hardware and includes MK3 keyboard artwork files.

Compatibility / Requirements

- Supports Komplete Kontrol Software 2.9+
- Supports Maschine Software 2.17+
- Supports Maschine Controller (all versions)
- Supports All Komplete Kontrol Keyboards (all versions)
- **Supports VST3**
- PC / Mac Compatible
- [Gforce Novation Bass Station VST required](#)

This is NKS compatibility files only. This will not work without the actual VST/Library being installed

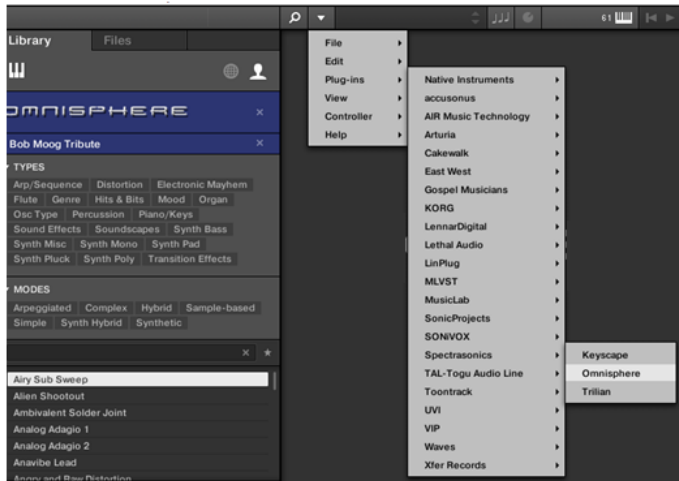
Download

A free version is available that contains a handful of presets for you to test with.

The full version is available for purchase with an immediate download.



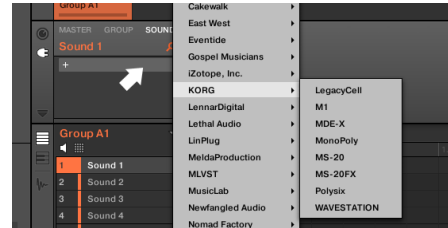
Installation



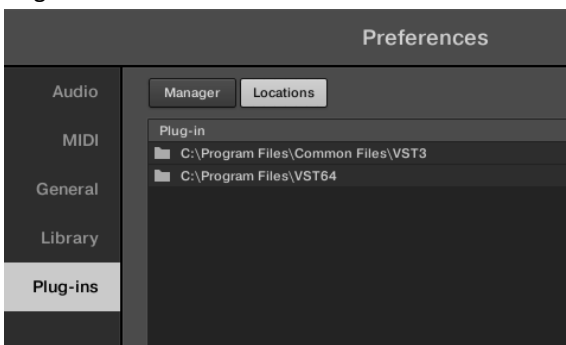
First ensure you have the VST plug-in installed and available to the software. Confirm if you need the VST2 or VST3 version.

In Complete Kontrol It should already appear in your File > Plug-ins menu.

In Maschine open the plug-in browser and check the VST is listed:



If the plug-in does not appear in the list of plugins, check that you have the correct paths to your VST folders in Preferences > Plugins > Locations. VST3 should be a default location but if you use VST2, make sure the correct path/s are listed then rescan.



Once the plug-in is confirmed installed and working with the software, copy the preset and artwork (if included) to the following locations:

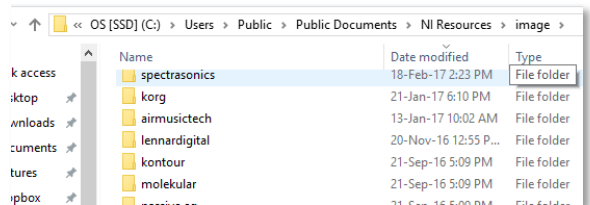
Database Files: Contains the browser images and database details for the NKS browser. Copy the "image" and "dist_database" folders included in the zip file to the following locations (existing image/dist_database folders may already exist so you want to just merge these files):

Windows: C:\Users\Public\Public Documents\NI Resources

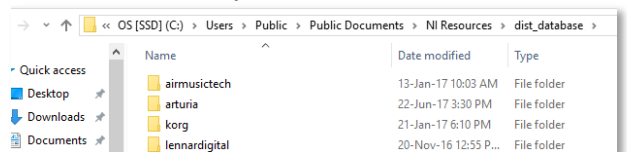
MAC: /Users/Shared/NI Resources



Image Folder Example:



Database Folder Example:



All User library database and image files will be held in these folders with a unique folder for each vendor/plugin-in. Do not change the names or ordering of these folders, simply copy and merge with the existing folders in the above location

MACOS : IMPORTANT!!!

Be sure to copy the sub folders into the above locations. You want to add the folders with the existing folders, not replace existing folder. Mac users should be cautious NOT to "Replace" the entire image or database folder with the included ones. You want to **MERGE** these files. Choose to replace existing files only if they exist to update them, **DO NOT** replace the main folders or you will lose all your library artwork for all products!!!

Preset Files: Contains the preset files that need to be added to your user library. Copy this folder to your user library location. By default the user library is located at:

WIN: C:\Users\[USER]\Documents\Native Instruments\User Content

MAC: Users/[USER]/Documents/Native Instruments/User Content

You can confirm this location within the Komplete\Maschine software Preferences > Library > User Library



NOTE: If you already have a previous version of this NKS library you should delete it and replace with the latest version.



After the files have been copied, launch the Komplete Kontrol in STANDALONE mode to do a library update. If the software is not set to auto-scan on start-up, open Preferences > Library then select Rescan



You will find your new instrument in the **USER LIBRARY** which you can switch to using the user library button.

It is possible to integrate custom libraries into the factory library with all your official NKS instruments, however this requires a small “hack” which is detailed on [This Page](#). For Mac users, this can be a more complicated process than Windows users and please note there is NO SUPPORT available from me to assist beyond the posted article.

If everything has worked correctly you should now see the plug-in listed in the browser with an assigned category, artwork for the plug-in and the installed presets will be listed in the browser.

Problems?

If you have issues with installation or usage, you can [Contact Me](#) or visit the [Forum Thread](#)

Installation Video PC:

<https://www.youtube.com/watch?v=d1XnEDdMu0s>

Installation Video Mac:

https://www.youtube.com/watch?v=amzq_T5kc90

The Preset Browser

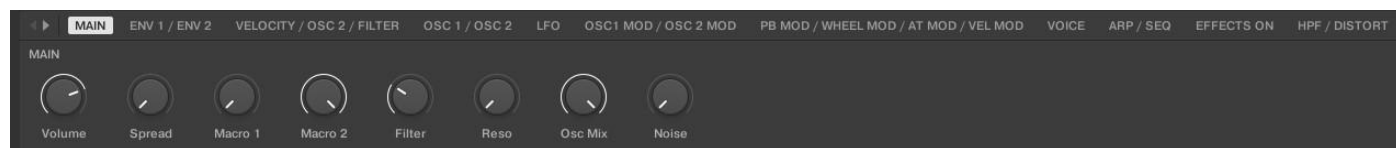


Presets are accessed by selecting the **User library** icon at the top of the browser .

You can browse using any tags or reconfigure/rename tags using the tag editor in Komplete/Maschine.

Selecting a preset from the list will open the plug-in and automatically load the preset. You can then use the mapped controls to start tweaking the sounds.

Controller Mappings



Controller Reference

Controller Page: [1]=====

Control 1 (ID: 420467514):	Volume	[MAIN]
Control 2 (ID: 1267818410):	Spread	
Control 3 (ID: 1065737701):	Macro 1	
Control 4 (ID: 1065737702):	Macro 2	
Control 5 (ID: 1274083492):	Filter	
Control 6 (ID: 1501559702):	Reso	
Control 7 (ID: 1445887375):	Osc Mix	
Control 8 (ID: 1200406698):	Noised	

Controller Page: [2]=====

Control 1 (ID: 76746860) :	Attack	[ENV 1]
Control 2 (ID: 1390256406):	Decay	
Control 3 (ID: 1202619519):	Sustain	
Control 4 (ID: 1997621859):	Release	
Control 5 (ID: 964250541):	Attack	[ENV 2]
Control 6 (ID: 1418885557):	Decay	
Control 7 (ID: 797946206):	Sustain	
Control 8 (ID: 1592948546):	Release	

Controller Page: [3]=====

Control 1 (ID: 187328001):	Env 1	[VELOCITY]
Control 2 (ID: 527357186):	Env 2	
Control 3 (ID: 80234247) :	Sub Fm	[OSC 2]
Control 4 (ID: 2109825646):	Sync	
Control 5 (ID: 766618867):	Mode	[FILTER]
Control 6 (ID: 855108470):	KeyTrack	
Control 7 (ID: 1122570805):	Env 2	
Control 8 (ID: 1122577277):	LFO	

Controller Page: [4]=====

Control 1 (ID: 1139552911):	Waveform	[OSC 1]
Control 2 (ID: 114571588):	Sub Level	
Control 3 (ID: 339786464):	Sub Octave	
Control 4 (ID: 1439106429):	Sub Wave	
Control 5 (ID: 1479582096):	Waveform	[OSC 2]
Control 6 (ID: 2017657612):	Detune	
Control 7 (ID: 2099771443):	Semitone	
Control 8 (ID: 978447306):	Range	

Controller Page: [5]=====

Control 1 (ID: 751102770):	Speed	[LFO]
Control 2 (ID: 736928878):	Delay	
Control 3 (ID: 1801852775):	Shape	
Control 4 (ID: 1771021124):	Retrig	
Control 5 (ID: 1756079696):	Sync	
Control 6	_____	_____
Control 7	_____	_____
Control 8	_____	_____

Controller Page: [6]=====

Control 1 (ID: 1396528733):	Env 2	[OSC1 MOD]
Control 2 (ID: 1396535205):	LFO	
Control 3 (ID: 149127631):	PW	
Control 4 (ID: 666474898):	PWM	
Control 5 (ID: 136548766):	Env 2	[OSC 2 MOD]
Control 6 (ID: 136555238):	LFO	
Control 7 (ID: 278210350):	PW	
Control 8 (ID: 795557617):	PWM	

Controller Page: [7]=====

Control 1 (ID: 1469145156):	Range	[PB MOD]
Control 2 (ID: 2004208085):	Dest	
Control 3 (ID: 407429931):	Amount	[WHEEL MOD]
Control 4 (ID: 1554265745):	Dest	
Control 5 (ID: 742698766):	Amount	[AT MOD]
Control 6 (ID: 2035842315):	Dest	
Control 7 (ID: 1006554211):	Amount	[VEL MOD]
Control 8 (ID: 587971281):	Dest	

Controller Page: [8]=====

Control 1 (ID: 343749979):	Unison	[VOICE]
Control 2 (ID: 2127105670):	Vintage	
Control 3 (ID: 77301728) :	Porta	
Control 4 (ID: 100386070):	Voices	
Control 5 (ID: 373041738):	KB Mode	
Control 6 (ID: 728717261):	Octave	
Control 7	_____	_____
Control 8	_____	_____

Controller Page: [9]=====

Control 1 (ID: 1541847764):	Arp/Off/Seq	[ARP / SEQ]
Control 2 (ID: 1499319743):	Rate	
Control 3 (ID: 1383324159):	Swing	
Control 4 (ID: 1143841321):	Arp Mode	
Control 5 (ID: 1398282869):	Probability	
Control 6 (ID: 1948188367):	Seq Octave	
Control 7 (ID: 1143858217):	Seq Mode	
Control 8 (ID: 404642878):	Seq State	

Controller Page: [10]=====

Control 1 (ID: 249868019):	HPF	[EFFECTS ON]
Control 2 (ID: 1982264788):	Distort	
Control 3 (ID: 937497195):	Chorus	
Control 4 (ID: 335507694):	Delay	
Control 5 (ID: 539354559):	Reverb	
Control 6	_____	_____
Control 7	_____	_____
Control 8	_____	_____

Controller Page: [11]=====

Control 1 (ID: 378367678):	Freq	[HPF]
Control 2 (ID: 605843888):	Reso	
Control 3 (ID: 1483293724):	Keytrack	
Control 4 (ID: 631339777):	Mode	
Control 5 (ID: 1968360141):	Drive	[DISTORT]
Control 6 (ID: 964527055):	Tone	
Control 7 (ID: 964536727):	Type	
Control 8 (ID: 1416580191):	Mix	

Controller Page: [12]=====

Control 1 (ID: 923211933):	Depth	[CHORUS]
Control 2 (ID: 307289030):	Rate	
Control 3 (ID: 307153033):	Mode	
Control 4 (ID: 979739318):	Mix	
Control 5 (ID: 1620071159):	Left	[DELAY]
Control 6 (ID: 835743020):	Right	
Control 7 (ID: 1358693896):	Feedback	
Control 8 (ID: 1289432987):	Level	

Controller Page: [13]=====

Control 1 (ID: 1534848670):	Sync	[DELAY OPTION]
Control 2 (ID: 1534624765):	Link L/R	
Control 3 (ID: 61838267) :	Crossfeed	
Control 4	_____	_____
Control 5	_____	_____
Control 6	_____	_____
Control 7	_____	_____
Control 8	_____	_____

Controller Page: [14]=====

Control 1 (ID: 2125356242):	Pre Delay	[REVERB]
Control 2 (ID: 1195041043):	Size	
Control 3 (ID: 525056232):	Decay	
Control 4 (ID: 1751871048):	Mod Freq	
Control 5 (ID: 618687731):	Mod Depth	
Control 6 (ID: 1963018928):	Filter	
Control 7 (ID: 246364938):	Level	
Control 8	_____	_____

FAQ?

Keep up to date with the latest NKS Library releases, updates and improvements

[Subscribe to our Monthly newsletter](#)

Follow our [Facebook Page](#) for all instant updates when they are released

Can these presets be added to the Factory Library?

Yes they can. There are a couple of files that need to be created which are specific to your install locations. There are instructions on how to do this [Here](#)

Which Native Instruments Keyboard/Maschine hardware does this work with?

The NKS libraries will work with ALL Komplete Keyboard and Maschine Hardware

I'm not hearing any sound previews?

Check your preview volume is up in the Factory library and check you have a .preview folder with sound files in it. Some presets may have missing files so please report any issues with presets stating the preset name and the instrument/library.

I've noticed some issues

If you find any issues with incorrectly saved presets, sound preview issues, incorrect tagging etc please let us know the details and we will try and fix this up as quickly as possible.

I'm having some installation\usability issues!!!!!!!!!!

If you are having issues with installing and using the preset library, check out the [Forum Thread](#) to ask other users who may have some solutions. Also, check above for installation videos. Feel free to contact us if you still have issues.

Images are not displaying for the libraries?

This is normally down to the installation of the database/image folders not being correct. In some cases the plugin name could be different. If you cannot resolve your issue feel free to contact us (links below).

Can I get other VSTs or preset library's created as NKS?

I can only create presets for instruments I own or have a copy of. I am always on the lookout for new VST instruments at good prices so may do more down the track. If you are able to offer me a legal copy of a VST or can transfer me the library I can have a look if it is possible to make NKS compatible. If you are a plugin developere it may also be possible to add NKS compatibility for official factory inclusion. Feel free to contact me.

Contact \ Links

Website: freelancesoundlabs.com

Email: admin@freelancesoundlabs.com

Forum Page: [Freelance Soundlabs 3rd Party NKS Libraries for Komplete Kontrol / Maschine](#)

Facebook Page: <https://www.facebook.com/freelancesoundlabs/>

Youtube: <https://www.youtube.com/user/jestermgee>

Disclaimer / Legal

All product and company names are trademarks™ or registered® trademarks of their respective holders. We do not imply any affiliation or association with any of the companies and reference is in "fair use" terms. "Komplete Kontrol" and "Maschine" are trademarks or registered trademarks of Native Instruments®. VST is a registered trademark of Steinberg. Some trademark references may appear in this document belonging to others with no association with Freelance Soundlabs, including references which may not display the ® symbol. All references to other trademarks belonging to third parties that appear in this document shall be understood to refer to those registered trademark owned by others.

NKS libraries are created with no affiliation to Native Instruments. I am not paid, or even supported by Native Instruments. Downloading and usage of this library is at the users own risk. Payments are non refundable for change of mind, wrong download or not working. Be sure to download the demo version of a product before purchase to test it works or ask questions first if unsure. In the event it is a genuine problem or mistake, we may offer partial/full refund on a case-by-case basis. While we will try and offer as much support to get you going, there is no guarentee we can offer support required in all cases. There is no guarentee all libraries will work with all future versions of plugins or OS updates and if a major update of a library is needed there may be a small upgrade cost associated for the updated version if you require it.

Users are not authorised to share or distribute the files with anyone else without the consent of Freelance SoundLabs. We do regular checks and embedded fingerprints in downloads may mean if a library is discovered being distributed without consent, the associated account will be terminated. A lot of work and cost goes into managing this project and wiithout user support it will not be possible to continue. Please do the right thing and support the work to help keep it affordable and ongoing for everyone.

NKS Library: GForce Bass Station
Changelog

v3.0.0 (22 Jan 2025)
- Initial Version