

# NKS PRESET LIBRARY : Tone2 Icarus

## *For Komplete Kontrol / Maschine*



[freelancesoundlabs.com](http://freelancesoundlabs.com)

17 August 2023

### Intro

Welcome to the Tone2 Icarus 2 NKS Library for the Native Instruments Komplete Kontrol / Maschine software and hardware.

This updated library contains all factory presets for Tone2 Icarus 2.5 VST in NKS compatible format. Each preset has been tagged with the presets sound attributes and includes sound preview browsing files and library artwork to be browsed and loaded by the Komplete/Maschine software and hardware. The latest presets included with Icarus 2.5 are also included and browsable by a dedicated bank allowing you to quickly find the latest sounds!

### Compatibility / Requirements

- Komplete Kontrol 2.9+ / Maschine 2.17+
- Supports Maschine Hardware (All versions)
- Supports Komplete Kontrol (All versions)
- **Supports VST3** (VST2 compatibility with the previous library)
- Supports PC / Mac
- [Tone2 Icarus 2.5 or later Required](#)

**This is NKS compatibility files only. This will not work without the actual VST/Library being installed**

### Download

A free version is available that contains a handful of presets for you to test with.

The full version is available for purchase with an immediate download.



# Installation



First ensure you have the VST plug-in installed and available to the software. Confirm if you need the VST2 or VST3 version.

In Complete Kontrol It should already appear in your File > Plug-ins menu.

In Maschine open the plug-in browser and check the VST is listed:



If the plug-in does not appear in the list of plugins, check that you have the correct paths to your VST folders in Preferences > Plug-ins > Locations. VST3 should be a default location but if you use VST2, make sure the correct path/s are listed then rescan.



Once the plug-in is confirmed installed and working with the software, copy the preset and artwork (if included) to the following locations:

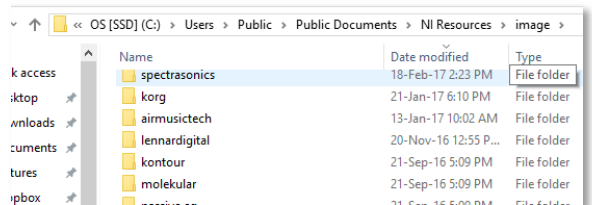
**Database Files:** Contains the browser images and database details for the NKS browser. Copy the "image" and "dist\_database" folders included in the zip file to the following locations (existing image/dist\_database folders may already exist so you want to just merge these files):

**Windows:** C:\Users\Public\Public Documents\NI Resources

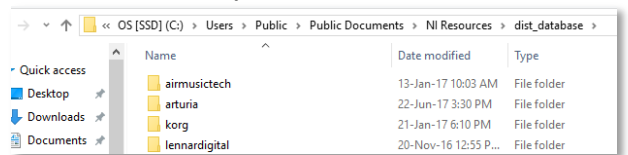
**MAC:** /Users/Shared/NI Resources



**Image Folder Example:**



**Database Folder Example:**



All User library database and image files will be held in these folders with a unique folder for each vendor/plugin. Do not change the names or ordering of these folders, simply copy and merge with the existing folders in the above location

## MACOS : IMPORTANT!!!

**Be sure to copy the sub folders into the above locations. You want to add the folders with the existing folders, not replace existing folder. Mac users should be cautious NOT to "Replace" the entire image or database folder with the included ones. You want to **MERGE** these files. Choose to replace existing files only if they exist to update them, **DO NOT** replace the main folders or you will lose all your library artwork for all products!!!**

**Preset Files:** Contains the preset files that need to be added to your user library. Copy this folder to your user library location. By default the user library is located at:

**WIN:** C:\Users\[USER]\Documents\Native Instruments\User Content

**MAC:** Users/[USER]/Documents/Native Instruments/User Content

You can confirm this location within the Komplete\Maschine software Preferences > Library > User Library



**NOTE:** If you already have a previous version of this NKS library you should delete it and replace with the latest version.



After the files have been copied, launch the Komplete Kontrol in STANDALONE mode to do a library update. If the software is not set to auto-scan on start-up, open Preferences > Library then select Rescan



You will find your new instrument in the **USER LIBRARY** which you can switch to using the user library button.

It is possible to integrate custom libraries into the factory library with all your official NKS instruments, however this requires a small "hack" which is detailed on [This Page](#). For Mac users, this can be a more complicated process than Windows users and please note there is **NO SUPPORT** available from me to assist beyond the posted article.

If everything has worked correctly you should now see the plug-in listed in the browser with an assigned category, artwork for the plug-in and the installed presets will be listed in the browser.

### Problems?

If you have issues with installation or usage, you can [Contact Me](#) or visit the [Forum Thread](#)

### Installation Video PC:


<https://www.youtube.com/watch?v=d1XnEDdMu0s>

### Installation Video Mac:

[https://www.youtube.com/watch?v=amzq\\_T5kc90](https://www.youtube.com/watch?v=amzq_T5kc90)

## The Preset Browser

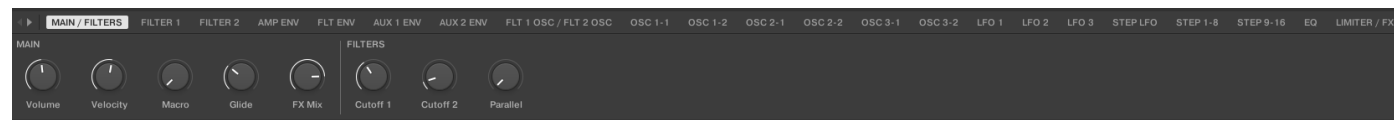


Presets are accessed by selecting the User library icon at the top of the browser .

Presets are sorted into Banks for Icarus 1, Icarus 2 and the latest Icarus 2.5 as well as the “Demo” files.

Detailed tagging has been applied by hand to all presets for easy searching.

## Controller Mappings



The latest v3.0.0 version of the NKS library for VST3 has an updated control template that better organises controls and adds additional controls such as ability to now adjust the steps of the step LFO, adjust drum lane parameters and also adjust the Mod Matrix amounts for the 16 modulation slots This is a 38 page template but most common controls are at the start of the template.

### Controller Reference

Controller Page: [1]=====

Control 1	(ID: 48)	:	Volume	[MAIN]
Control 2	(ID: 1631)	:	Velocity	
Control 3	(ID: 1537276)	:	Macro	
Control 4	(ID: 1630)	:	Glide	
Control 5	(ID: 49590)	:	FX Mix	
Control 6	(ID: 49)	:	Cutoff 1	[FILTERS]
Control 7	(ID: 50)	:	Cutoff 2	
Control 8	(ID: 1607)	:	Parallel	

Controller Page: [2]=====

Control 1 (ID: 1574) : On / Off [FILTER 1]  
Control 2 (ID: 51) : Reso  
Control 3 (ID: 50826) : Volume  
Control 4 (ID: 53) : Drive  
Control 5 (ID: 57) : Velocity  
Control 6 (ID: 1572) : LFO 3  
Control 7 (ID: 1603) : Flt Type  
Control 8 (ID: 1605) : Drv Type

Controller Page: [3]=====

Control 1 (ID: 1575) : On / Off [FILTER 2]  
Control 2 (ID: 52) : Reso  
Control 3 (ID: 54) : Volume  
Control 4 (ID: 50827) : Drive  
Control 5 (ID: 1567) : Velocity  
Control 6 (ID: 1573) : LFO 3  
Control 7 (ID: 1604) : Flt Type  
Control 8 (ID: 1606) : Drv Type

Controller Page: [4]=====

Control 1 (ID: 1788) : Attack [AMP ENV]  
Control 2 (ID: 1790) : Decay  
Control 3 (ID: 1791) : Sustain  
Control 4 (ID: 1792) : Release  
Control 5 (ID: 1789) : Hold  
Control 6 (ID: 1793) : Shape  
Control 7 (ID: 1815) : Retrigr  
Control 8 (ID: 1629) : Pan

Controller Page: [5]=====

Control 1 (ID: 1816) : Attack [FLT ENV]  
Control 2 (ID: 1818) : Decay  
Control 3 (ID: 1819) : Sustain  
Control 4 (ID: 1820) : Release  
Control 5 (ID: 1817) : Hold  
Control 6 (ID: 1821) : Shape  
Control 7 (ID: 1822) : Retrigr  
Control 8 \_\_\_\_\_

Controller Page: [6]=====

Control 1 (ID: 1823) : Attack [AUX 1 ENV]  
Control 2 (ID: 48625) : Decay  
Control 3 (ID: 48626) : Sustain  
Control 4 (ID: 48627) : Release  
Control 5 (ID: 1824) : Hold  
Control 6 (ID: 48628) : Shape  
Control 7 (ID: 48629) : Retrigr  
Control 8 \_\_\_\_\_

Controller Page: [7]=====

Control 1	(ID: 48630)	:	Attack	[AUX 2 ENV]
Control 2	(ID: 48632)	:	Decay	
Control 3	(ID: 48633)	:	Sustain	
Control 4	(ID: 48634)	:	Release	
Control 5	(ID: 48631)	:	Hold	
Control 6	(ID: 48656)	:	Shape	
Control 7	(ID: 48657)	:	Retrig	
Control 8	_____	:	_____	

Controller Page: [8]=====

Control 1	(ID: 1576)	:	Osc 1	[FLT 1 OSC]
Control 2	(ID: 1599)	:	Osc 2	
Control 3	(ID: 1601)	:	Osc 3	
Control 4	_____	:	_____	
Control 5	(ID: 1598)	:	Osc 1	[FLT 2 OSC]
Control 6	(ID: 1600)	:	Osc 2	
Control 7	(ID: 1602)	:	Osc 3	
Control 8	_____	:	_____	

Controller Page: [9]=====

Control 1	(ID: 1758)	:	On / Off	[OSC 1-1]
Control 2	(ID: 1632)	:	Volume	
Control 3	(ID: 1665)	:	Detune	
Control 4	(ID: 1638)	:	Octave	
Control 5	(ID: 1668)	:	Wave	
Control 6	(ID: 1692)	:	Fade	
Control 7	(ID: 1698)	:	Morph	
Control 8	(ID: 1728)	:	Key	

Controller Page: [10]=====

Control 1	(ID: 1635)	:	Pan	[OSC 1-2]
Control 2	(ID: 1725)	:	Phase	
Control 3	(ID: 1755)	:	Semi	
Control 4	(ID: 1662)	:	Fine	
Control 5	(ID: 1695)	:	LFO 1	
Control 6	(ID: 1722)	:	LFO 2	
Control 7	(ID: 1785)	:	Uni Mode	
Control 8	(ID: 1761)	:	Morph Mode	

Controller Page: [11]=====

Control 1	(ID: 1759)	:	On / Off	[OSC 2-1]
Control 2	(ID: 1633)	:	Volume	
Control 3	(ID: 1666)	:	Detune	
Control 4	(ID: 1660)	:	Octave	
Control 5	(ID: 1669)	:	Wave	
Control 6	(ID: 1693)	:	Fade	
Control 7	(ID: 1699)	:	Morph	
Control 8	(ID: 1729)	:	Key	

Controller Page: [12]=====

Control 1 (ID: 1636) : Pan [OSC 2-2]  
Control 2 (ID: 1726) : Phase  
Control 3 (ID: 1756) : Semi  
Control 4 (ID: 1663) : Fine  
Control 5 (ID: 1696) : LFO 1  
Control 6 (ID: 1723) : LFO 2  
Control 7 (ID: 1786) : Uni Mode  
Control 8 (ID: 1762) : Morph Mode

Controller Page: [13]=====

Control 1 (ID: 1760) : On / Off [OSC 3-1]  
Control 2 (ID: 1634) : Volume  
Control 3 (ID: 1667) : Detune  
Control 4 (ID: 1661) : Octave  
Control 5 (ID: 1691) : Wave  
Control 6 (ID: 1694) : Fade  
Control 7 (ID: 1700) : Morph  
Control 8 (ID: 1730) : Key

Controller Page: [14]=====

Control 1 (ID: 1637) : Pan [OSC 3-2]  
Control 2 (ID: 1727) : Phase  
Control 3 (ID: 1757) : Semi  
Control 4 (ID: 1664) : Fine  
Control 5 (ID: 1697) : LFO 1  
Control 6 (ID: 1724) : LFO 2  
Control 7 (ID: 1787) : Uni Mode  
Control 8 (ID: 1784) : Morph Mode

Controller Page: [15]=====

Control 1 (ID: 48658) : Speed [LFO 1]  
Control 2 (ID: 48687) : Shape  
Control 3 (ID: 48749) : Key  
Control 4 (ID: 48662) : Phase  
Control 5 (ID: 48691) : Fade In  
Control 6 (ID: 48753) : Wave  
Control 7 (ID: 48695) : BPM  
Control 8 (ID: 48720) : Env

Controller Page: [16]=====

Control 1 (ID: 48659) : Speed [LFO 2]  
Control 2 (ID: 48688) : Shape  
Control 3 (ID: 48750) : Key  
Control 4 (ID: 48663) : Phase  
Control 5 (ID: 48692) : Fade In  
Control 6 (ID: 48754) : Wave  
Control 7 (ID: 48696) : BPM  
Control 8 (ID: 48721) : Env

Controller Page: [17]=====

Control 1 (ID: 48660) : Speed [LFO 3]  
Control 2 (ID: 48689) : Shape  
Control 3 (ID: 48751) : Key  
Control 4 (ID: 48664) : Phase  
Control 5 (ID: 48693) : Fade In  
Control 6 (ID: 48755) : Wave  
Control 7 (ID: 48718) : BPM  
Control 8 (ID: 48722) : Env

Controller Page: [18]=====

Control 1 (ID: 48661) : Speed [STEP LFO]  
Control 2 (ID: 48690) : Smooth  
Control 3 (ID: 48752) : Key  
Control 4 (ID: 48665) : Phase  
Control 5 (ID: 48694) : Fade In  
Control 6 (ID: 48727) : Trig  
Control 7 (ID: 48719) : BPM  
Control 8 (ID: 48723) : Env

Controller Page: [19]=====

Control 1 (ID: 48757) : Step1 [STEP 1-8]  
Control 2 (ID: 48758) : Step2  
Control 3 (ID: 48780) : Step3  
Control 4 (ID: 48781) : Step4  
Control 5 (ID: 48782) : Step5  
Control 6 (ID: 48783) : Step6  
Control 7 (ID: 48784) : Step7  
Control 8 (ID: 48785) : Step8

Controller Page: [20]=====

Control 1 (ID: 48786) : Step9 [STEP 9-16]  
Control 2 (ID: 48787) : Step10  
Control 3 (ID: 48788) : Step11  
Control 4 (ID: 48789) : Step12  
Control 5 (ID: 48811) : Step13  
Control 6 (ID: 48812) : Step14  
Control 7 (ID: 48813) : Step15  
Control 8 (ID: 48814) : Step16

Controller Page: [21]=====

Control 1 (ID: 48842) : On / Off [EQ]  
Control 2 (ID: 48815) : Low  
Control 3 (ID: 48820) : Boost  
Control 4 (ID: 48817) : Mid  
Control 5 (ID: 48818) : Mid Freq  
Control 6 (ID: 48819) : Mid Q  
Control 7 (ID: 48816) : High  
Control 8 \_\_\_\_\_



Controller Page: [22]=====

Control 1 (ID: 48847) : On / Off [LIMITER]  
Control 2 (ID: 48843) : Thresh  
Control 3 (ID: 48844) : Ratio  
Control 4 (ID: 48845) : Attack  
Control 5 (ID: 48846) : Release  
Control 6 \_\_\_\_\_  
Control 7 \_\_\_\_\_  
Control 8 (ID: 49591) : On / Off [FX]

Controller Page: [23]=====

Control 1 (ID: 49592) : On / Off [FX 1]  
Control 2 (ID: 48848) : Type  
Control 3 (ID: 48849) : Mix  
Control 4 (ID: 48875) : Duck  
Control 5 (ID: 48850) : Control 1  
Control 6 (ID: 48851) : Control 2  
Control 7 (ID: 48873) : Control 3  
Control 8 (ID: 48874) : Control 4

Controller Page: [24]=====

Control 1 (ID: 49593) : On / Off [FX 2]  
Control 2 (ID: 48876) : Type  
Control 3 (ID: 48877) : Mix  
Control 4 (ID: 48882) : Duck  
Control 5 (ID: 48878) : Control 1  
Control 6 (ID: 48879) : Control 2  
Control 7 (ID: 48880) : Control 3  
Control 8 (ID: 48881) : Control 4

Controller Page: [25]=====

Control 1 (ID: 49594) : On / Off [FX 3]  
Control 2 (ID: 48904) : Type  
Control 3 (ID: 48905) : Mix  
Control 4 (ID: 48910) : Duck  
Control 5 (ID: 48906) : Control 1  
Control 6 (ID: 48907) : Control 2  
Control 7 (ID: 48908) : Control 3  
Control 8 (ID: 48909) : Control 4

Controller Page: [26]=====

Control 1 (ID: 49595) : On / Off [FEEDBACK]  
Control 2 (ID: 48913) : Clip  
Control 3 (ID: 48911) : Level  
Control 4 (ID: 49586) : Hi Cut  
Control 5 (ID: 49587) : Low Cut  
Control 6 (ID: 49588) : Swirl  
Control 7 \_\_\_\_\_  
Control 8 \_\_\_\_\_

Controller Page: [27]=====

Control 1 (ID: 49805) : On / Off [ARP]  
Control 2 (ID: 49806) : Speed  
Control 3 (ID: 49808) : Loop  
Control 4 (ID: 49810) : Key  
Control 5 (ID: 49807) : Mode  
Control 6 (ID: 49809) : Swing  
Control 7 \_\_\_\_\_  
Control 8 \_\_\_\_\_

Controller Page: [28]=====

Control 1 (ID: 1507428) : On / Off [DRUMS]  
Control 2 (ID: 1507429) : Speed  
Control 3 (ID: 1507430) : Loop  
Control 4 (ID: 1507456) : Volume  
Control 5 (ID: 1507431) : Swing  
Control 6 \_\_\_\_\_  
Control 7 \_\_\_\_\_  
Control 8 \_\_\_\_\_

Controller Page: [29]=====

Control 1 (ID: 1507613) : Volume [DRUM 1]  
Control 2 (ID: 1507614) : Pan  
Control 3 (ID: 1507640) : Tune  
Control 4 (ID: 1507616) : Decay  
Control 5 (ID: 1507643) : Sustain  
Control 6 (ID: 1507615) : Hold  
Control 7 (ID: 1507641) : Vel Vol  
Control 8 (ID: 1507642) : Vel Tune

Controller Page: [30]=====

Control 1 (ID: 1508417) : Volume [DRUM 2]  
Control 2 (ID: 1508418) : Pan  
Control 3 (ID: 1508423) : Tune  
Control 4 (ID: 1508420) : Decay  
Control 5 (ID: 1508447) : Sustain  
Control 6 (ID: 1508419) : Hold  
Control 7 (ID: 1508424) : Vel Vol  
Control 8 (ID: 1508446) : Vel Tune

Controller Page: [31]=====

Control 1 (ID: 1508570) : Volume [DRUM 3]  
Control 2 (ID: 1508571) : Pan  
Control 3 (ID: 1508576) : Tune  
Control 4 (ID: 1508573) : Decay  
Control 5 (ID: 1508579) : Sustain  
Control 6 (ID: 1508572) : Hold  
Control 7 (ID: 1508577) : Vel Vol  
Control 8 (ID: 1508578) : Vel Tune

Controller Page: [32]=====

Control 1 (ID: 1509353) : Volume [DRUM 4]  
Control 2 (ID: 1509354) : Pan  
Control 3 (ID: 1509380) : Tune  
Control 4 (ID: 1509377) : Decay  
Control 5 (ID: 1509383) : Sustain  
Control 6 (ID: 1509376) : Hold  
Control 7 (ID: 1509381) : Vel Vol  
Control 8 (ID: 1509382) : Vel Tune

Controller Page: [33]=====

Control 1 (ID: 1509506) : Volume [DRUM 5]  
Control 2 (ID: 1509507) : Pan  
Control 3 (ID: 1509533) : Tune  
Control 4 (ID: 1509509) : Decay  
Control 5 (ID: 1509536) : Sustain  
Control 6 (ID: 1509508) : Hold  
Control 7 (ID: 1509534) : Vel Vol  
Control 8 (ID: 1509535) : Vel Tune

Controller Page: [34]=====

Control 1 (ID: 55361) : On / Off [GLITCH]  
Control 2 (ID: 55383) : Speed  
Control 3 (ID: 55384) : Steps  
Control 4 (ID: 55385) : Swing  
Control 5 (ID: 55386) : Mix  
Control 6 (ID: 55387) : Smooth  
Control 7 (ID: 55388) : Rout  
Control 8 \_\_\_\_\_

Controller Page: [35]=====

Control 1 (ID: 50830) : Speed [MSEG 1]  
Control 2 (ID: 50831) : Start  
Control 3 (ID: 51512) : Loop  
Control 4 (ID: 50833) : Rise  
Control 5 (ID: 51513) : Delay  
Control 6 (ID: 51514) : Grid X  
Control 7 (ID: 51515) : Grid Y  
Control 8 (ID: 50834) : Sync

Controller Page: [36]=====

Control 1 (ID: 53432) : Speed [MSEG 2]  
Control 2 (ID: 53433) : Start  
Control 3 (ID: 53463) : Loop  
Control 4 (ID: 53435) : Rise  
Control 5 (ID: 53464) : Delay  
Control 6 (ID: 53465) : Grid X  
Control 7 (ID: 53466) : Grid Y  
Control 8 (ID: 53436) : Sync

Controller Page: [37]=====

Control 1	(ID: 49745)	:	1	[MATRIX 1-8]
Control 2	(ID: 49746)	:	2	
Control 3	(ID: 49747)	:	3	
Control 4	(ID: 49748)	:	4	
Control 5	(ID: 49749)	:	5	
Control 6	(ID: 49750)	:	6	
Control 7	(ID: 49772)	:	7	
Control 8	(ID: 49773)	:	8	

Controller Page: [38]=====

Control 1	(ID: 49774)	:	9	[MATRIX 9-16]
Control 2	(ID: 49775)	:	10	
Control 3	(ID: 49776)	:	11	
Control 4	(ID: 49777)	:	12	
Control 5	(ID: 49778)	:	13	
Control 6	(ID: 49779)	:	14	
Control 7	(ID: 49780)	:	15	
Control 8	(ID: 49781)	:	16	

## FAQ?

Keep up to date with the latest NKS Library releases, updates and improvements

[Subscribe to our Monthly newsletter](#)

Follow our [Facebook Page](#) for all instant updates when they are released

### Can these presets be added to the Factory Library?

Yes they can. There are a couple of files that need to be created which are specific to your install locations. There are instructions on how to do this [Here](#)

### Which Native Instruments Keyboard/Maschine hardware does this work with?

The NKS libraries will work with ALL Komplete Keyboard and Maschine Hardware

### I'm not hearing any sound previews?

Check your preview volume is up in the Factory library and check you have a .preview folder with sound files in it. Some presets may have missing files so please report any issues with presets stating the preset name and the instrument/library.

### I've noticed some issues

If you find any issues with incorrectly saved presets, sound preview issues, incorrect tagging etc please let us know the details and we will try and fix this up as quickly as possible.

### I'm having some installation\usability issues!!!!!!!!!!

If you are having issues with installing and using the preset library, check out the [Forum Thread](#) to ask other users who may have some solutions. Also, check above for installation videos. Feel free to contact us if you still have issues.

### Images are not displaying for the libraries?

This is normally down to the installation of the database/image folders not being correct. In some cases the plugin name could be different. If you cannot resolve your issue feel free to contact us (links below).

### Can I get other VSTs or preset library's created as NKS?

I can only create presets for instruments I own or have a copy of. I am always on the lookout for new VST instruments at good prices so may do more down the track. If you are able to offer me a legal copy of a VST or can transfer me the library I can have a look if it is possible to make NKS compatible. If you are a plugin developere it may also be possible to add NKS compatibility for official factory inclusion. Feel free to contact me.

## Contact \ Links

Website: [freelancesoundlabs.com](http://freelancesoundlabs.com)

Email: [admin@freelancesoundlabs.com](mailto:admin@freelancesoundlabs.com)

Forum Page: [Freelance Soundlabs 3rd Party NKS Libraries for Komplete Kontrol / Maschine](#)

Facebook Page: <https://www.facebook.com/freelancesoundlabs/>

Youtube: <https://www.youtube.com/user/jestermgee>

### Disclaimer / Legal

All product and company names are trademarks™ or registered® trademarks of their respective holders. We do not imply any affiliation or association with any of the companies and reference is in "fair use" terms. "Komplete Kontrol" and "Maschine" are trademarks or registered trademarks of Native Instruments®. VST is a registered trademark of Steinberg. Some trademark references may appear in this document belonging to others with no association with Freelance Soundlabs, including references which may not display the ® symbol. All references to other trademarks belonging to third parties that appear in this document shall be understood to refer to those registered trademark owned by others.

NKS libraries are created with no affiliation to Native Instruments. I am not paid, or even supported by Native Instruments. Downloading and usage of this library is at the users own risk. Payments are non refundable for change of mind, wrong download or not working. Be sure to download the demo version of a product before purchase to test it works or ask questions first if unsure. In the event it is a genuine problem or mistake, we may offer partial/full refund on a case-by-case basis. While we will try and offer as mucch support to get you going, there is no guarentee we can offer support required in all cases. There is no guarentee all libraries will work with all future versions of plugins or OS updates and if a major update of a library is needed there may be a small upgrade cost associated for the updated version if you require it.

**Users are not authorised to share or distribute the files with anyone else without the consent of Freelance SoundLabs. We do regular checks and embedded fingerprints in downloads may mean if a library is discovered being distributed without concent, the associated account will be terminated. A lot of work and cost goes into managing this project and wiithout user support it will not be possible to continue. Please do the right thing and support the work to help keep it affordable and ongoing for everyone.**

NKS Tone2 Icarus 2  
Changelog

v3.0.0 (16 Aug 2023)

- Reprocessed all presets with new folder structure for updated VST3 compatibility. Requires Icarus 2.5 or later
- Changed Product name in NKS browser to "Icarus" from "Icarus 2"
- Updated artwork files, copy (merge/replace) existing files to update
- Added 160+ new presets from 2.5 update which can be found under bank "Icarus 2.5"
- Updated controller template to be more intuitive and offers access to more controls such as mod controls, drum lane controls.

v2.6.0 (7 July 2022)

- Unified/Updated tagging over all NKS libraries and set library base version to 2.6.0

2.5.3 (22 June 2020)

- Updated library for Icarus 2
- Added new presets and tagged
- Created NKS banks to browse Icarus 1 and 2 presets
- Fixed a few preset labelling issues
- Created new artwork files for Icarus 2

2.5.2 (19 April 2019)

- Re-rendered sound previews to address glitch issue at end of file and also reduce size of library.
- Cleaned up and improved some tagging across libraries.
- Some library paths have changed to group some plugins by developer in the user folder.

v2.2.0 (21 Apr 2018)

- Updated tagging and added some more tag details for files
- Added version number (2.2.0) to NKS description for files

v2.1.1 (8 January 2018)

- Initial version
- Created presets
- Tagged presets
- Created preview samples
- Created artwork & documentation